



Instructions for Athearn Loco Retro Fit Sound Kits #691-1308 & 1309 SD40, SD40-2, SD40T-2

Recommend using Kapton Tape. Do not use black electric tape


Remove the body shell
and cut off the 9 pin plug




Solder the brown wires from the
deocder to the speaker. Tape to
enclosure as shown.



Plug in decoder
See photo below




Fasten the cast weight
to the frame using
2-56 x 1/4" flat head screws



Place speaker on cast weight.
Tape in polace

Last
Gather wires and tape
as shown.



Bowser Mfg, PO Box 322, Montoursville PA 17754